


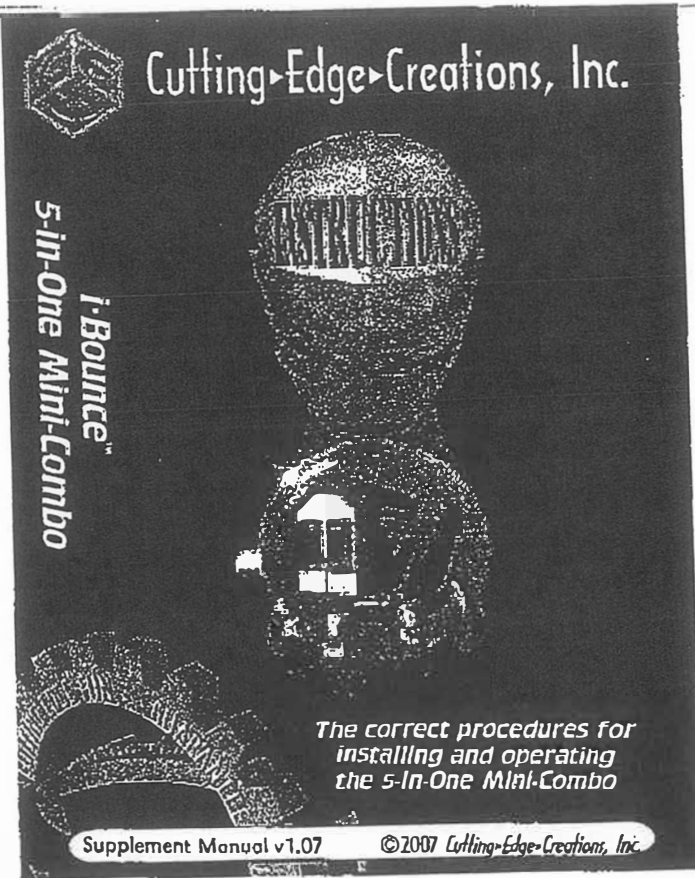
Castle 5 N 1 Combo



Catastrophe!

This type of catastrophe can always be avoided by proper tethering, utilizing 40" long ground stakes, and by having trained operators on duty and avoiding inclement weather (such as high winds i.e. winds in excess of 20 m.p.h.).

Directions Continued on Backside...



i-Bounce™ 5-In-One Mini-Combo

Congratulations on your purchase of this i-Bounce™ 5-In-One Mini-Combo.

This supplement applies to the following 5-in-One Mini Combos:

Princess Castle	Castle	Cow	Alien	Feeding Frenzy
Dalmation	Giraffe	Dino	Clown	Dragon

Cutting-Edge-Creations, Inc. knows that you'll get many hours of excitement from your new purchase. Please read this booklet carefully, being sure to read all of the safety precautions and the dos and don'ts of the ride.

Remember to stake (tether) your i-Bounce™ 5-in-One Mini-Combo as described in the "Installation and Setup" booklet, and be sure to have a minimum of (1) trained operator as defined in the booklet.

We thank you for your business, please call us if you have any questions.

Sincerely,

Cutting-Edge-Creations, Inc.

when you bounce, i-Bounce™
i-BOUNCE
 Cutting-Edge-Creations, Inc.

920 Apollo Road, Suite 100
 Eagan, MN 55121 USA

Toll Free 1-800-811-7002 • Local 651-209-8600 • Fax 651-209-8630
www.cuttingedgecreations.com



i-BOUNCE™ 5-IN-ONE MINI-COMBO

Dimensions (L x W x H):

Princess Castle20'x16'x16'	Feeding Frenzy20'x16'x24
Castle20'x16'x16'	Giraffe20'x16'x17
Dalmation20'x16'x17'	Dino20'x16'x17
Cow20'x16'x17'	Clown20'x16'x19
Alien20'x16'x16'	Dragon20'x16'x17

1-Piece Unit includes: (1) 1 hp blower, large entrance, tether kit: (5 top D-rings, (4) bottom D-Rings, tether kit, (1) deflation zipper, mattress: reinforcement strips and carrying bag. Recommended load: (6) player: over 36" tall, maximum height not to exceed 60" tall, 150 lbs. suggested maximum weight per patron.

This Unit Requires 1 Blower(s) to Function Properly.

CEC Suggests the following Blower Types:

- Tool King™ Air Eagle High Volume Output 1.0-1.5 hp; 810 CFM
- Tool King™ Air Eagle High Volume Output with WATCHDOG™ builtin 1.0-1.5 hp; 810 CFM


All information included in this supplement is kept current and up-to-date. Cutting Edge Creations, Inc. reserves the right to update this information from time to time as needed.

! Safety Notice !

All materials have been tested and comply to NFPA 701 Large Scale Test. All units meet the requirements under ASTM F 698-94, ASTM F 770-93 and ASTM 2374-06. Safety and Maintenance Manuals are included with this unit. Minimum CFM requirement for this inflatable is 810 CFM.

Improper use of this inflatable may cause

SE Operator Take Care
Control...
Use Whistle!



Evacuation Procedures!

The blower tube has an automatic air flap that reduces the loss of air if the blower system goes off. In the event of a power outage or emergency take-down, direct patrons off the inflatable as shown by arrows in the diagram shown above.

Make sure all operators understand the proper procedures for using this inflatable, and that passengers must follow the rules.



Deflation Rate of Inflatable:

Type of Testing: Observed
Deflation Rate to unsafe conditions: 3-5 minutes.



Avoid Contact with Others!

Passengers must be instructed to use or ride unit individually. Do NOT allow double-riding, as accidents WILL happen!



Do Not Hit Your Head!

DO NOT dive or enter unit head first, as head or neck injuries may occur!



Keep Landing Areas Clear!

Operators should not allow participants to land on one another. Accidents WILL happen!



Instruct Safety!

Instruct riders to follow the safety rules located on entrance side of unit. NO flipping or jumping, as injuries may occur!




Watch Out for High Temps!


DO NOT operate when temperatures exceed 90-degrees. Watch for early signs of heat exhaustion and for dehydration.

! Important! !

**Step by Step Procedure:
i-Bounce™ 5-in-One Mini-Combo**



1. Enter unit through netted opening. Children with poor balance should enter on hands and knees.



2. Once inside, start jumping around on the mattress. Be sure to leave room for others.



3. Climb up the hill to the slide, using the safety handles!



4. With arms crossed, slide down the hill feet first.



5. Exit the unit with the help of the operator.

Use and Indemnification:

"Buyer" (person, company or entity purchasing the inflatable product or device), is solely responsible for the manner of use of the products and other equipment purchased from Cutting Edge Creations, Inc. "Buyer" is solely responsible for all signage, labels and warnings to consumers or other users of the products and equipment, and for any and all other acts necessary, including user warnings and limitations (e.g., weight, height, age, number of participants and medical condition limitations), to ensure the safety of the users. "Buyer" acknowledges that they have received, read and fully understand all necessary instructions for the safe setup and operation of their Cutting Edge Creations, Inc. inflatable product or device. "Buyer" agrees to operate their Cutting Edge Creations, Inc. inflatable product or device according to the instructions established by Cutting Edge Creations, Inc. "Buyer" agrees to operate their inflatable product or device according to all state and local requirements. "Buyer" agrees to train any person(s) operating the inflatable product or device in the safe operation of the inflatable product or device including safe handling of emergency situations. "Buyer" shall use proper stakes, tie-downs, and other applicable devices necessary to ensure the safety of users and the general public. "Buyer" agrees to indemnify, defend and hold harmless Cutting Edge Creations, Inc. and Cutting Edge Creations, Inc. Insurers from actions and claims of third parties, including customers of "Buyer" and users of the goods and products sold to "Buyer", arising out of or in connection with the use of the goods and products herein described or resulting from the breach of the provisions in this Confirmation of Order by "Buyer". In the event Cutting Edge Creations, Inc. is required to commence an action to enforce this provision, "Buyer" shall pay all of Cutting Edge Creations, Inc. legal costs and expenses.



1612 N Broad Street
Lansdale, Pa 19446
(215) 362 - 7368

44 W Ridge Pike
Limerick, Pa 19468
(610) 489 - 2334