

Combo 3 n 1



1612 N Broad Street
Lansdale, Pa 19446
(215) 362 - 7368

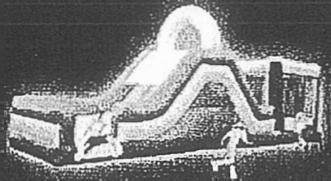
44 W Ridge Pike
Limerick, Pa 19468
(610) 489 - 2334

Cutting Edge Creations, Inc.™ for Pump-It-Up™

Pump It Up™ 3-in-One Combo

(for indoor use only)

Recommended Procedures and Installation Tips for Interactive Inflatables



Dear Pump It Up™ Franchisee,

Congratulations on your purchase of the 3 in 1 Combo bouncer

Cutting Edge Creations, Inc., knows that you'll get many hours of excitement from your new purchase.

Because safety is a number one concern of Cutting Edge Creations, Inc., we require that you read this flyer carefully and review all safety and appropriate operation instruction before operating this unit.

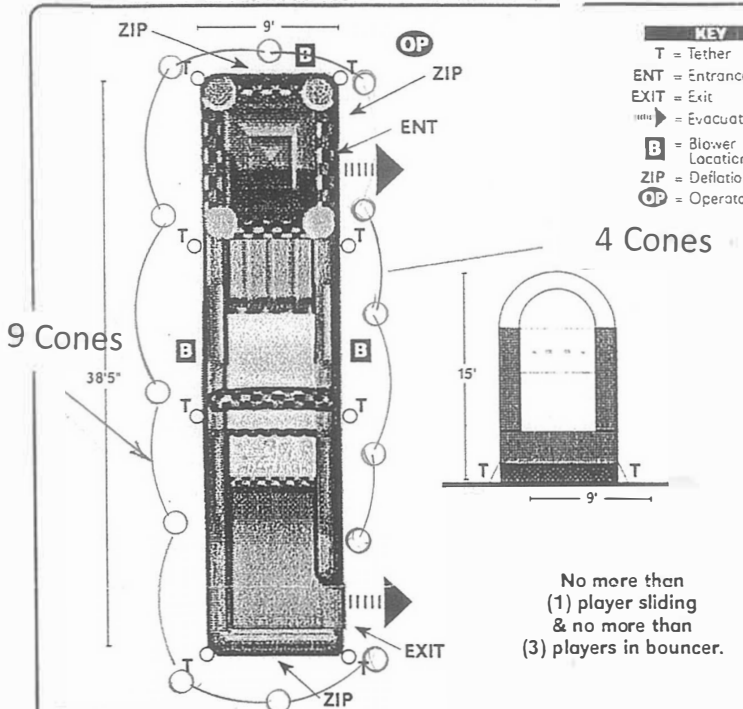
If there are questions or concerns, please contact Cutting Edge Creations, Inc., with the listed contact information on the back panel of this supplement.

We thank you for purchasing a Cutting Edge Creations, Inc., inflatable unit.

Sincerely,

Cutting Edge Creations, Inc.

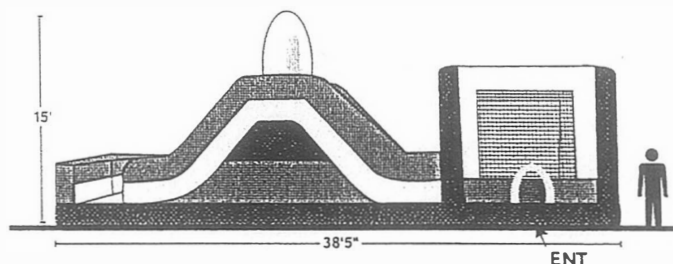
! DIAGRAMS NOT DRAWN TO SCALE



15' Bouncer Occupancy Guide				
If The General Height of Occupants Would Be:	36"	48"	60"	72"
Then Only Allow This Number of Occupants in the Unit at One Time:	OR	OR	OR	

No more than (3) players in bouncer area.

! MIXING HEIGHT GROUPS MAY LEAD TO SERIOUS INJURIES!



Includes: 1-Piece unit, one 1.0 H.P blower, reinforcement strips on all mattress seams, optional blower tube locations, tethers and carrying bag. Recommended load: 4-persons (34" min - 60" max), 150 lbs. Maximum Weight per person.

Please adhere to Cutting Edge Creations standards for correct indoor installation of inflatable units, securing tethers as directed.

Each unit comes with one blower, however, you may connect this to one of three possible locations. No stakes are included, as this unit is intended for indoor use only.

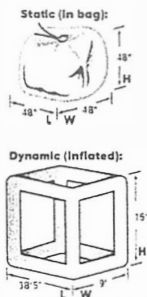
CAUTION

DO NOT MIX BIG KIDS WITH LITTLE KIDS ON THIS UNIT!
 An uneven blend of child sizes may lead to serious injury.

! The Arrow Symbol Indicates Proper Evacuation Routes:
 The blower system has an automatic air flap that reduces loss of air if the blower system fails. In the event of blower failure, power outage, or emergency take-down, the participants should be directed to leave the unit via the closest exit nearest to them.

PRODUCT OVERVIEW:


- Number of Recommended Installers 1
- Number of Operators as indicated by USCPSC 1
- Maximum Number of Passengers 4
- Minimum and Maximum Height 34" - 50"
- Number of Anchor Points Needed 8
- Maximum Weight per Passenger 150 lbs.
- Total Passenger Weight 600 lbs.
- Number of Blowers Required 1




Recommended Blower Types:

- Tool King™ Air-Eagle High Output (1.0-1.5 hp; 810 CFM)

3-in-One
 Combo
 Step-By-Step
 Walk Through.



1. Enter bouncer by crawling through the 2-sided door.



2. Jump around in the bouncer.



3. Climb up the hill to advance to the slide.



4. Sit at top of slide, cross arms over chest and slide feet first.



5. Exit unit to avoid being hit by people following you.

! SAFETY NOTICE !

All materials have been tested and comply to NFPA 701 Large Scale Test. All inflatables meet the requirements under ASTM F 698-94, ASTM F 770-93, and ASTM 2374-04. Safety and Maintenance Manuals are included with this device. Minimum CFM requirements for this inflatable is 810 CFM.



Cutting Edge Creations, Inc.™

Toll-Free: 1-800-811-7002

Local: 651-209-8600

Fax: 651-209-8630

920 Apollo Road, Suite 100, Eagan, Minnesota 55121 USA


www.cuttingedgecreations.com

Safety Procedures & Information for Ride Operators


Be sure to instruct all operators of the correct procedures to have passengers follow as they use the 3-in-One Combo:




Correct bouncing.



DO NOT overload the bouncer, as injuries may occur.




DO NOT enter slide head first, as head or neck injuries may occur.




Riders **MUST NOT** land on their heads, as head or neck injuries may occur.

Improper use of bouncer may cause serious injury!



Keep Landing Areas Clear!

Operators should not allow participants to land on one another. Accidents WILL occur!



Instruct Safety!

Instruct all participants to follow the safety rules located on the entrance side of the unit. NO flipping or jumping, as injuries may occur.

Sample Warning Label:

A warning label is placed on every inflatable that Cutting Edge Creations, Inc. produces. Instruct all participants to follow safety procedures.

*Safety Rules label may not be representative of actual ride described herein. Actual Inflatable Ride label may be different from what is shown.



IMPORTANT!

Use and Indemnification: "Buyer" (person, company or entity purchasing the inflatable product or device), is solely responsible for the manner of use of the products and other equipment purchased from Cutting Edge Creations, Inc. "Buyer" is solely responsible for all signage, labels and warnings to consumers or other users of the products and equipment, and for any and all other acts necessary, including user warnings and limitations (e.g., weight, height, age, number of participants and medical condition limitations), to ensure the safety of the users. "Buyer" acknowledges that they have received, read and fully understand all necessary

instructions for the safe setup and operation of their Cutting Edge Creations, Inc. inflatable product or device. "Buyer" agrees to operate their Cutting Edge Creations, Inc. inflatable product or device according to the instructions established by Cutting Edge Creations, Inc. "Buyer" agrees to operate their inflatable product or device according to all state and local requirements. "Buyer" agrees to train any person(s) operating the inflatable product or device in the safe operation of the inflatable product or device including safe handling of emergency situations. "Buyer" shall use proper stakes, tie-downs, and other applicable devices necessary to ensure

the safety of users and the general public. "Buyer" agrees to indemnify, defend and hold harmless Cutting Edge Creations, Inc. and Cutting Edge Creations, Inc. Insurers from actions and claims of third parties, including customers of "Buyer" and users of the goods and products sold to "Buyer", arising out of or in connection with the use of the goods and products herein described or resulting from the breach of the provisions in this Confirmation of Order by "Buyer". In the event Cutting Edge Creations, Inc. is required to commence an action to enforce this provision, "Buyer" shall pay all of Cutting Edge Creations, Inc. legal costs and expenses.

SLIDE MAINTENANCE




For Best Slide Maintenance Results, Apply Turtle Wax 2001 Vinyl Protector!

Apply spray to slide areas only to keep them slippery (new inflatables will need additional coverage). All units should be maintained every hour to keep the surface slippery.

WARNING!

Do not apply spray finish to any climbing, landing or positioning surfaces as accidents may occur.

— ADVERTISEMENT —



WATCHDOG™ BLOWER-SIREN

The Watchdog™ blower siren is the future for safer operation of inflatable amusement rides.

It is amazing that the inflatable industry has gone without any type of device for monitoring inflation. Cutting Edge Creations, Inc., is a licensed provider of the Watchdog Blower Siren.

Safety Air Systems, LLC
info@safetyairsystems.com
www.safetyairsystems.com

— ADVERTISEMENT —



Cutting Edge Creations, Inc.™


Toll-Free: 1-800-811-7002

Local: 651-209-8600

Fax: 651-209-8630

920 Apollo Road, Suite 100, Eagan, Minnesota 55121 USA

www.cuttingedgecreations.com



9 Cones w/ Rope

Sand Bags or Stakes



4 Cones w/Rope

Landing Pad

3 n 1 Combo



1612 N Broad Street
Lansdale, Pa 19446
(215) 362 - 7368

44 W Ridge Pike
Limerick, Pa 19468
(610) 489 - 2334