

# Spiderman Bounce



1612 N Broad Street  
Lansdale, Pa 19446  
(215) 362 - 7368

44 W Ridge Pike  
Limerick, Pa 19468  
(610) 489 - 2334

**MARVEL**<sup>®</sup>



*Cutting Edge Creations, Inc.*

920 Apollo Road, Suite 100  
Eagan, MN 55121 USA

**Toll Free: 1-800-811-7002**

**Local: 651-209-8600**

**Fax: 651-209-8630**

[www.cuttingedgecreations.com](http://www.cuttingedgecreations.com)

©2004 Cutting Edge Creations, all right reserved.

Cutting Edge Creations, the Cutting Edge Creations logo, are trademarks of Cutting Edge Creations, Inc., registered in the U.S. and other countries. MARVEL, Spider-Man, and the distinctive likeness(es) thereof is/are trademarks(s) of Marvel Characters, Inc., and is/are used with permission. Copyright ©2004 Marvel Characters, Inc. All rights reserved. [www.marvel.com](http://www.marvel.com). Licensed by Marvel Characters, Inc.

## IMPORTANT!

### Use and Indemnification:

"Buyer" (person, company or entity purchasing the inflatable product or device), is solely responsible for the manner of use of the products and other equipment purchased from Cutting Edge Creations, Inc. "Buyer" is solely responsible for all signage, labels and warnings to consumers or other users of the products and equipment, and for any and all other acts necessary, including user warnings and limitations (e.g., weight, height, age, number of participants and medical condition limitations), to ensure the safety of the users. "Buyer" acknowledges that they have received, read and fully understand all necessary instructions for the safe setup and operation of their Cutting Edge Creations, Inc. inflatable product or device. "Buyer" agrees to operate their Cutting Edge Creations, Inc. inflatable product or device according to the instructions established by Cutting Edge Creations, Inc.. "Buyer" agrees to operate their inflatable product or device according to all state and local requirements. "Buyer" agrees to train any person(s) operating the inflatable product or device in the safe operation of the inflatable product or device including safe handling of emergency situations. "Buyer" shall use proper stakes, tie-downs, and other applicable devices necessary to ensure the safety of users and the general public. "Buyer" agrees to indemnify, defend and hold harmless Cutting Edge Creations, Inc. and Cutting Edge Creations, Inc. Insurers from actions and claims of third parties, including customers of "Buyer" and users of the goods and products sold to "Buyer", arising out of or in connection with the use of the goods and products herein described or resulting from the breach of the provisions in this Confirmation of Order by "Buyer". In the event Cutting Edge Creations, Inc. is required to commence on action to enforce this provision, "Buyer" shall pay all of Cutting Edge Creations, Inc. legal costs and expenses.

**- WARNING -**  
DO NOT OPERATE IN WINDS OVER 20 M.P.H..


## Directions:

- Read instruction booklet.
- Remove unit from storage bag.
- Position on a ground area approximately 23' x 23' for the Marvel Spider-Man A-Frame Slide.
- Install ground stakes, at least 4 around perimeter.
- Loosely tie tethers to ground stakes.
- Connect one 1.0 High Pressure blower.
- Close all zipper flaps on unit making sure the Velcro strap(s) is(are) tight and secured.
- Connect blowers to it's own power source.
- Blower systems requires a 20 amp service each.
- Turn blower on and guide the unit until inflated.
- Secure all tethers after the unit is fully inflated.
- Do a safety check of blowers, slide & climb covers.

**NEVER LEAVE THIS RIDE UNATTENDED!**


**- WARNING -**  
WATCH OUT FOR HIGH TEMPERATURES.

Operators should be aware of the weather at all times. Turn your bounce surface away from the hot sun!



**- WARNING -**  
BE SURE UNIT IS PROPERLY TETHERED AT ALL TIMES.

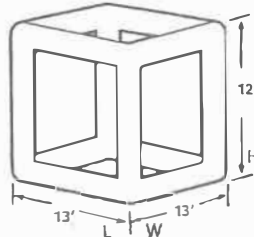
This type of catastrophe can always be avoided by proper tethering, utilizing 40" long ground stakes, and by having trained operators on duty and avoiding inclement weather, such as high winds (i.e. winds in excess of 20 m.p.h.).



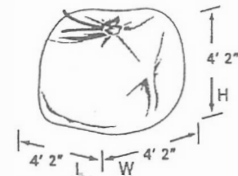
## Product Overview:

Includes: 1-Piece Unit, one 1.0 H.P. Blower, Reinforcement Strips On All Mattress Seams, Recommended Load: 4 persons 36" min. - 66" max., 150 lbs. maximum weight per person, tethers and carrying bag.

**Dynamic (inflated):**



**Static (in bag):**



Number of Recommended Installers	
Number of Operators as indicated by USCPSC	
Maximum Number of Passengers	
Minimum and Maximum Height	36"   66"
Minimum Stake Length	40" Stakes must be driven into the ground at least 70%
Indoor Weight Container Anchors	4 (300 lbs. each)
Maximum Weight Per Passenger	150 lbs.
Total Passenger Weight	600 lbs.

**GROUND STAKES MUST BE USED FOR OUTDOORS!**

### SAFETY NOTICE:

All Materials Have Been Tested And Comply To NFPA 701 Large Scale Test. All Inflatables Meet The Requirements Under ASTM F 698-94, ASTM F 770-93 Referencing Safety Manuals Included With This Device And ASTM F 853-98 Referencing Maintenance Manual Included With This Device.

### This Unit Requires Any one of the Following Blower Types:

- Toolking High Output..... 1.0 hp
- Silver Box Fan High output..... 1.5 hp
- Air Boss Purple Box High output..... 1.0 hp

**Be sure to instruct all operators of the correct procedures to have passengers follow as they ride the Marvel Spider-Man A-Frame.**

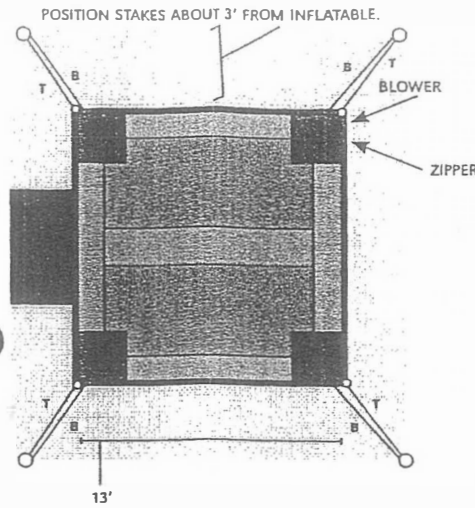
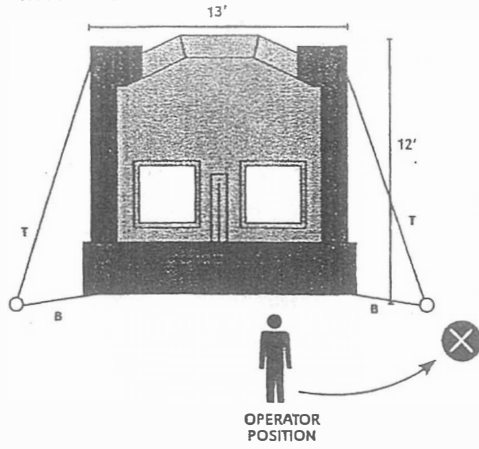
Correct bouncing. (Fig. A)

Do not overload bouncer. Fig B.

Avoid contact with others. Fig C.

Riders must not land on their head. As shown in Fig. D


DIAGRAMS ARE NOT TO SCALE.



## Instruct Safety!

Instruct all participants to follow the safety rules located on the entrance side of the balloon.

No flipping or jumping.



## Step by Step Procedures:



1. Enter the unit by stepping through the entrance. Children or those with poor balance should enter on their hands and knees. Step in through the netted opening past to either side of the safety net to get into the bouncer.
2. Once inside start jumping around on the mattress. Be sure to leave room between riders.
3. Exit the bouncer with the help of and operator.

## \*SAMPLE WARNING LABEL:

A Warning Label is placed on every inflatable that Cutting Edge Creations produces.

Instruct all participants to follow safety procedures.

\*Safety Rules label may not be representative of actual ride described herein. Actual Inflatable Ride label may be different from what is shown.



## Correct Positioning

Instruct rider to position themselves correctly. Make sure that the rider is upright before bouncing begins.

Do not overload the mattress. This inflatable can operate safely with five participants on the pedestal.

Each participant must be within the specific weight and size listed.


## Keep Landing Areas Clear!

Operators should not allow participants to land on one another.




Accidents will occur!



## Operator Take Control... Use Whistle!



## May cause serious injury!





More information on other side



# EVACUATION PROCEDURES


The blower tube has an automatic air flap that reduces the loss of air if the blower system fails, all participants must be directed off the inflatable as shown by arrows in the below diagram. In the event of a power outage or emergency take-down, the participants should be directed to exit the part of the inflatable that they are on. Patrons on the sliding area should slide and exit.



## WATCHDOG™ BLOWER-SIREN

The Watchdog™ blower siren is the future for safer operation of inflatable amusement rides. It is amazing that the inflatable industry has gone without any type of device for monitoring inflation.

Cutting Edge Creations, Inc., is a licensed provider of the Watchdog Blower Siren.



### Safety Air Systems, LLC

info@safetyairsystems.com

www.safetyairsystems.com

## Inflatable Experience Safety Sign Stand

Avoid potential liability problems with the use of this information. Carefully prepared especially for the inflatable industry. This durable double-sided 'A' framed sign alerts patrons to the sensations that one may experience, such as dizziness or vertigo, possible strain on knees and elbows and a bouncy feeling with a recoil action, etc.



## Stakes:

Cutting Edge Creations recommends and includes 40" stakes with all inflatable rides. 24" stakes are recommended and included with all Playlights.™

### Summary of 40" Stake test results:

Stake Angle From Horizontal (degrees)	Embedded Shaft Length (inches)	Load to Tear the Ground (lbs.)	Peak Load (lbs.)
90	30	2,300	3,716
90	36	2,300	2,890
90	36	1,900	3,308
90	30	1,800	3,477
60	30	700	2,300
60	36	800	2,200
30	30	100	400
30	36	100	650