



1612 N Broad Street
Lansdale, Pa 19446
(215) 362 - 7368

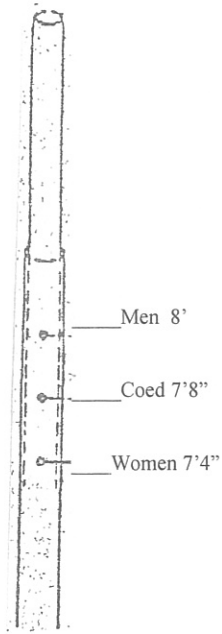
44 W Ridge Pike
Limerick, Pa 19468
(610) 489 - 2334

VOLLEY BALL INSTRUCTIONS

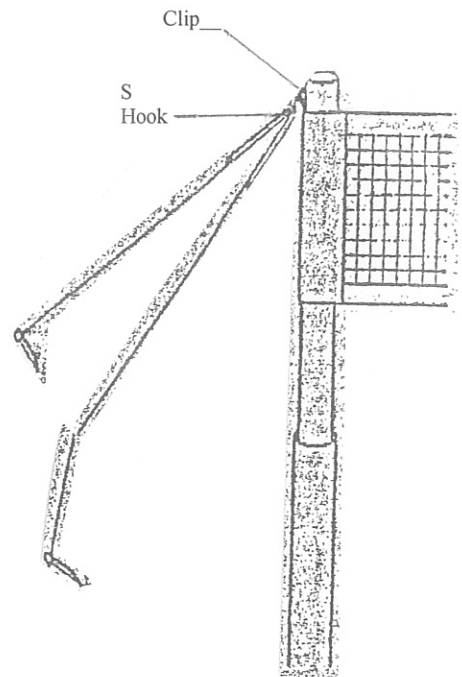
1. Remove from bag and check for following parts:
 - a. 1-net with attached poles
 - b. 2 sets of guy ropes w/ adjustable rings
 - c. 1 boundary line rope
 - d. 4 steel stakes
 - e. 1 carry bag
2. Unroll net and spread out in play area.
3. Set poles to desired height by pulling downward on bottom pole (sketch 1)
4. Attach S-hooks of guy ropes on each side of net (sketch 2)
5. Stand poles up on one side of net and pound in the stakes approximately 8' apart with pole standing up straight. Do the same with the opposite pole.
6. Tighten guy ropes by pulling O rings down. The poles may have to be shifted to make vertical (sketch 3)
7. Unroll the boundary line rope and place the eyebolts on each end directly under the net about one foot from the pole and anchor at each corner using preset eyebolts

THE WEEKENDER REC

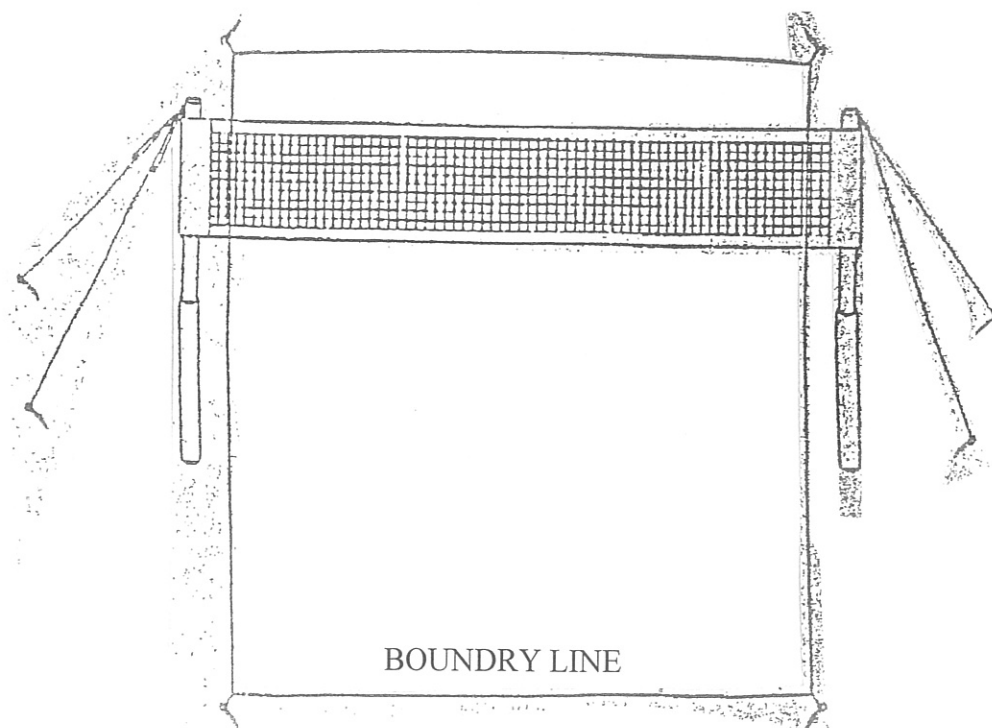
SKETCH #1



SKETCH #2



SKETCH #3



Typical Beach Use